










St Stephen Churchtown Academy

Medium Term Overview

Term: Summer 2

Class: Fistral



	Week 1	Week 2	Week 3	Week 4	Week 5	Week 6
Oracy Use sentence stems to signal when they are building on or challenging others' ideas.	 Ask questions to find out more about a subject. I think.... Because...	 Ask questions to find out more about a subject. I think.... Because...	 Ask questions to find out more about a subject. In my opinion...	 Ask questions to find out more about a subject. In my opinion...	 Ask questions to find out more about a subject. In my opinion...	 Ask questions to find out more about a subject. In my opinion...
Guided Reading	I'm riding on a giant The Fox and the Boastful brave	World of Water Sea Spray Swimming Pool	Bella goes to Sea Living in a Castle	The World of Ants The Blackbird and his wife	Monster and Frog at Sea	
Writing Yr 2	 Fender	Fender	Fender	Recount – Garden trip	Recount – Garden trip	Recount – Garden trip
Maths Yr 2	Statistics	Addition	Subtraction	Multiplication and division	Consolidation and problem solving	Consolidation and problem solving
Science Yr 2 Investigations and Enquiries	(From previous unit) Investigation- What do plants need to stay healthy?	(From previous unit) How do plants grow in hot, cold or dry places?	Noticing patterns: What kinds of flowers are bees most interested in? Do bees prefer a certain colour? Do they like the biggest flowers?		Researching secondary sources of information: How would you survive in a rainforest?	

Computing Year 2 Click and Go: Scratch Junior (Ipads)	(From previous unit) To present information using a computer.	To explore Scratch Junior.	To create characters that race each other at different speeds.	To create an animated scene with characters that talk to each other using speech bubbles. (create scenes and characters)	To create an animated scene with characters that talk to each other using speech bubbles. (add speed bubbles to scene)	To check scene works and debug any problems.
History Geography The UK (field work/litter)	(From previous unit) What jobs did people do in the village? Photos, census information	Where do I live?	What would I find in a capital city?	What would I find in the UK's countryside?	Does the weather change between the north and south of the UK?	Fieldwork- Litter around school Assessment
Art / DT Textiles- Puppets	(From previous unit) Skill building- Chalk Designing and creating final piece Evaluation			Exploring textiles Exploring puppets	Focused tasks- joining fabrics Design brief	Making sessions Evaluations
RE How should we care for the world and for others, and why does it matter?	Weddings Compare the promises made in a Christian wedding with the Jewish ketubah (wedding contract). Post vocab	What do Christian, Jewish and non-religious people believe about caring for people? Each person is valuable and unique. Compare Christian, Jewish and non-religious views, using Bible verses, psalms and humanist viewpoints. Pre vocab assessment	What do Christian, Jewish and non-religious people believe about caring for people? Who cares? Who should care? Talk about friendships and neighbours- Explore 'The Good Samaritan' parable Act out a modern day version.	How do some religious and non-religious people show that they care for people? Looking after those who need help: Tzedekah Explore the Jewish festival of Sukkot. Can we support a local charity?	How do some religious and non-religious people show that they care for people? Following the Golden rule: A rule for religious and non-religious people A chance for children to artistically show what the golden rule means to them.	What stories do Christians and Jewish people tell about the beginning of the world and how to treat the world? Creation story Retrieval- the Creation story. Revisit using artwork by Kate Neal called 'Picturing Creation'. What is good about creation? But what things have turned

						creation bad? How can we fix it?
PE Ball skills- Rackets, bats and balls	To apply and build on understanding of hitting a ball with a racket.	To develop accuracy skills when hitting a ball in competitive situations.	To apply hitting and striking skills in different games.	To understand how hitting and striking can be used to send the ball in to a space to win a game.	To understand how hitting and striking can be used to send the ball in to a space to win a game.	To refine understanding of different games.
PE Sports Day skills	Sports Day activities Running	Sports Day activities Running	Sports Day activities Throwing	Sports Day activities Jumping	Sports Day activities Throwing	Sports Day activities Jumping
PSHE Yr 2 Healthy Living	(From previous unit) Government	(From previous unit) Harold saves for something special Harold goes camping	Harold's postcard- helping us to keep clean and healthy	My Day	Harold's Bathroom	What does my body do?
Music Reflect, Rewind and Replay	Listen and Appraise- Peer Gynt Suite: Anitra's Dance Listen out- identifying different instruments	Listen and Appraise- Brandenburg Concerto No 1 Perform the song- Hands, feet and heart	Listen and Appraise- From the diary of a fly Listen out- identifying different instruments	Listen and Appraise- Fantasia on Greensleeves Perform the song- Ho h oho	Listen and Appraise- Sugar plum fairy Perform the song- I wanna play in a band	Listen and Appraise- The Robots Perform the song- Friendship song