



# St Stephen Churchtown Academy





## Medium Term Overview



**Term:** Summer 1

**What can we grow?**

**Class:** Crooklets

	Week 1	Week 2	Week 3	Week 4	Week 5
<b>Oracy</b> Use sentence stems to signal when they are building on or challenging others' ideas.	 Offer reasons for their opinions. <b>Summarise</b>	 Offer reasons for their opinions. <b>Summarise</b>	 Offer reasons for their opinions. <b>Summarise</b>	 Offer reasons for their opinions. <b>Summarise</b>	 Offer reasons for their opinions. <b>Summarise</b>
<b>Guided Reading</b>	 Author and prediction	 Vocab	 prediction	 comprehension	 comprehension
<b>Writing</b>	<b>Grammarsaurus</b>	<b>Grammarsaurus</b>	<b>Instructional writing</b> <b>How to grow a...</b>	<b>Instructional writing</b> <b>How to grow a...</b>	<b>Instructional writing</b> <b>How to grow a...</b>
<b>Maths</b>	Multiplication	Multiplication	Division	Fractions	Fractions
<b>Science</b> Plants	Finish write up	<b>New topic- plants</b> Visitor- bee keeper Monday 28 <sup>th</sup> Making observations	spring walk- seasonal changes	Parts of a plant	Garden and wild plants

<b>Computing</b> <b>Year 1</b>  Technology Around Us (Hello Ruby)	Technology in our classroom	Using computer technology		Developing mouse skills	Using a computer keyboard	Developing keyboard skills
<b>History Geography</b> Changes within living memory St Stephen	Walk around the village – What can you see that is old and new?	What can we learn about our village from looking at old photos?		How has our school changed?	What can we learn about our village from looking at old maps?	What jobs did villagers do in the past?
<b>Art / DT</b>  Chalk  <b>Van Gogh</b> Sunflowers	<b>ART DAY</b> Tuesday 22 <sup>nd</sup> <b>Cornish Mythology Art</b> <b>The Piskey Led boy</b>  Artist -Maia Walczak	<b>Van Gogh</b> Watercolours  <b>Artist fact file</b>	<b>Skills building</b> Exploring Watercolours	<b>Designing &amp; final piece</b> Designing a floral picture		<b>Evaluation</b>
<b>RE</b> What does it mean to belong to a faith community?		Pre Vocab assessment <b>Everyone is valuable</b>  Christian-Story of the Lost Sheep Jewish- Love thy neighbour Muslim- love your brother and sister as yourself		<b>Baptism</b> Explore infant baptism and dedication, finding out what the actions and symbols mean	<b>Welcoming ceremonies</b> Build on from last week- explore Jewish and Muslim ceremonies	<b>Weddings</b> Compare the promises made in a Christian wedding with the Jewish ketubah (wedding contract).  Continue after half term

<b>PE</b> Gymnastics: Wide, Narrow, Curl	To apply 'champion gymnastics' to explore movements and balances in a wide way on the floor and on apparatus.	To explore movements and balances in a narrow way on the floor and on apparatus.	To explore movements and balances in a curled way on the floor and on apparatus.	To explore different ways of transitioning between each shape using apparatus.	To explore combining wide, narrow and curled movements together. Introduce, 'linking.
<b>PSHE</b> Responsibility	Taking care of something	Around and about the school	Pass on the Praise!	Government	Harold's money
<b>Music</b> Having fun with Improvisation	<b>Getting dressed</b> playing glockenspiels	<b>Dress up</b> Singing	<b>Brush our teeth</b> Improvise with glockenspiels	<b>Get Ready</b> Performing- group singing	<b>Up and Down</b> Listen and respond Appraisal.