







# Year 1 Crooklets / Readymoney Summer term 2 Home Learning 'What's at the Seaside?'


Art	
<b>Painting</b>	
	
Create a seaside picture using different skills – mixing colours / collage / different materials.	Mix paints from dark to lighter to create a sea picture?


Music	
<b>Let's Perform Together</b>	
	
Create a poster about a Cornish singer or band. Include interesting facts.	Find out about sea shanties. Can you write your own?


PE	
<b>Sports Day / Ball skills</b>	
	
What is your favourite sports day activity? Practise at home.	Can you use a racket / bat to practise hitting a ball?

History	
<b>Seaside Changes</b>	
	
Does anyone in your family have a photo of a holiday in the past you can discuss?	Research a seaside in the past. Create a poster labelling the differences.

RE	
<b>What makes some people and places sacred in Cornwall</b>	
	
Create a piece of art showing your special place in Cornwall	Find and draw/sketch a Celtic cross.

Science	
<b>Plants / Summer</b>	
	
Can you find any plants in your garden / walk? Draw and label them. Can you label the parts of the plant?	Go on a summer walk – what can you see / smell / touch / hear?

PSHE	
<b>Growing and Changing</b>	
	
Create a timeline of photos of when you were a baby to now.	Draw / list things that help you sleep.

Computing	
<b>Digital Writing</b>	
	
Can you write a short story on an iPad or computer?	

Books in our Topic – What's at the Seaside?	
	