



St Stephen Churchtown Academy














Medium Term Overview

Term: Spring 1

Where do Whales travel?

Class: Fistral

	Week 1 6/1/25 Monday= inset	Week 2 13/1/25	Week 3 20/1/25	Week 4 27/1/25	Week 5 3/2/25	Week 6 10/2/25
Oracy Begin to show body language associated with careful listening.	 Begin to show body language associated with careful listening. Clarify: Does that mean?	 Begin to show body language associated with careful listening. Clarify: Does that mean?	 Begin to show body language associated with careful listening. Clarify: Does that mean?	 Begin to show body language associated with careful listening. Clarify: What do you mean by...?	 Begin to show body language associated with careful listening. Clarify: What do you mean by...?	 Begin to show body language associated with careful listening. Clarify: What do you mean by...?
Guided Reading	Snowman Poem	Snowman Poem	Snowman Poem	Big Book of the Blue	Big Book of the Blue	Big Book of the Blue
Writing					Whales non-chron	Whales non-chron
Maths	Money		Division		Fractions	Shape
Science Year 2 Uses of everyday materials: Earth and Space Ogden Enquiry	To identify uses of different everyday materials.	To group the uses of everyday materials.	To compare the suitability of everyday materials for different purposes. Ogden Trust investigation	Investigation: Curtains- what material keeps out the most light?	To explain how the shapes of objects made from some materials can be changed.	To find out how the shapes of objects can be changed (by pulling, twisting, squashing).

Computing Computer systems and networks Non-tech	To identify examples of computers and their different uses.	To explore the uses of IT in school.	To explore the uses of IT outside of school (home/shops).	To recognise the benefits of IT and how different systems work together.	To understand how to use IT safely.	To identify different choices made with IT and how they are responsible for their choices.
History Geography Polar Regions	What are our planets poles? Map work Identify poles from images and maps and compare in location to England. Read book- Where is home little Pip?	How does Pip survive in such a cold environment? Pictorial explorations of adaptations by animals. Identify animals adapted to live in the poles and how they have adapted. Read book- Don't be afraid little Pip.	Are the poles as cold as they say? Seasonal and daily weather patterns across each pole. Comparative chart or graph.	What does Pip's home look like? Recognising human and physical features of the Arctic. Create a map of Pip's home.	How does Antarctica compare with the Sahara desert?	Assessment- Marco and Polo (penguin and girafee) story- why would these animals find it so difficult to visit each other?
Art / DT Collage Brianne McCarthy	<div style="display: flex; align-items: center; justify-content: center;">  <div style="margin-left: 20px;"> <p>Collage – Portraits Artist- Brianna McCarthy</p> <p>Patterns and texture, colour, collage techniques, cutting and sticking, Evaluating art work</p> </div> </div>					
RE Who is Jewish and how do they live? (PART 1)	Vocab pre-assessment An open discussion on what makes an object special. Introduce some special Jewish objects a mezuzah, candlesticks, challah bread, challah board, challah cover,	Continue exploring the role of different special objects- Star of David on a chain, prayer books, chanukiah, kippah Rabbi	Introduce Jewish beliefs about God as expressed in the Shema (Deuteronomy 6:4–9) i.e. God is one, that it is important to love God.	Look at a mezuzah, how it is used and how it has the words of the Shema on a scroll inside. Find out why many Jews have this in their home.	Find out what many Jewish people do in the home on Shabbat, including preparation for Shabbat, candles, blessing the children, wine, challah bread, family meal, rest. Explore how some Jewish people call it the 'day of delight', and celebrate	

	wine goblet, other kosher food Princes Road Synagogue				God's creation (God rested on the seventh day). Vocab-post assessment	
PE 1 Locomotion: Jumping	To apply the correct technique for jumping, skipping, and hopping in games.	To know how, where, when and why we jump in a game.	To apply knowledge of how to jump into own ideas for linking jumps.	To explore jumping using different combinations, jumping for distance and speeds.	To develop jumping using different combinations, jumping for distance.	To apply knowledge of jumping into competitions.
PE 2 Gymnastics: Linking	To apply champion gymnastics to explore different movements that can be linked together.	To apply champion gymnastics to explore different movements that can be linked together on apparatus.	To apply champion gymnastics to explore different ways of performing a sequence, including jump, roll and balance.	To apply champion gymnastics to explore different ways to perform a sequence on apparatus including jump, roll and balance.	To apply champion gymnastics to create a sequences.	To apply champion gymnastics to create a sequences.
PSHE Growing and changing	Haven't you grown Identify different stages of growth Identify what different ages are capable of.	My body, your body (consent) Identify which parts of the body are private. Understand that people look different to each other.	Respecting privacy Explain what privacy means. Knowing not to touch someone else's belongings. Giving examples of different types of private information.	Some secrets should never be kept Identify how inappropriate touch can make someone feel. Understand that there are unsafe secrets and secrets that are nice surprises.	I don't like that Recognise that body language and facial expressions can give clues as to how comfortable and safe someone feels in a situation. Identify the types of touch they like and do not like. Identify who they can talk to if they feel uncomfortable.	
Music I wanna play in a band	Listen and appraise- I wanna play in a band Learn to sing- I wanna play in a band	Listen and appraise- We will rock you Play instruments- I wanna play in a band	Listen and appraise- Smoke on the water Improvise- I wanna play in a band	Listen and appraise- Rockin' all over the world Compose- I wanna play in a band	Listen and appraise- Johnny B Goode Perform- I wanna play in a band	Listen and appraise- I saw her standing there Perform- I wanna play in a band