








St Stephen Churchtown Academy


Medium Term Overview

Term: Summer 1

Class: Fistral



	Week 1	Week 2	Week 3	Week 4	Week 5
Oracy Use sentence stems to signal when they are building on or challenging others' ideas.	 Offer reasons for their opinions. Summarise	 Offer reasons for their opinions. Summarise	 Offer reasons for their opinions. Summarise	 Offer reasons for their opinions. Summarise	 Offer reasons for their opinions. Summarise
Guided Reading	2019- My Big Brother JJ 2022- Festivals	2019- What is a cowboy 2022- The Hurricane Tree	2018- Little Cousin Clare 2019- Liam the park keeper	2018- Lunchbox- The Story of your Food 2019- Dora the storer	2017- There's an octopus under my bed 2018- Games from around the World
Writing Yr 2	Grammarsaurus	Katie and the sunflowers	Katie and the sunflowers	Katie and the sunflowers	Instructions- How to grow (roll over to next half term)
Maths Yr 2	Fractions Arithmetic – Addition/Subtractio	Money Arithmetic- Multiplication	Mass, capacity and temperature Arithmetic- Division/Fractions		Position and direction Arithmetic- Mixed operations
Science Yr 2 Plants	Bank Holiday	What do plants need to grow? What is inside a seed?	Life cycle of a plant Investigation- What do plants need to stay healthy?	Investigation- What do plants need to stay healthy?	How do plants grow in hot, cold or dry places?
Computing Year 2 Pictograms	Creating digital music	To count and compare objects using tally charts. To know that objects can be represented by pictures.	To create a pictogram. To select objects by attributes and group them.	To group and sort people by attributes.	To present information using a computer.

History Geography Changes within living memory of St Stephen	Walk around the village- look for old pictures of the village.	Comparing old and current photographs of the village- I wonder/I think.	Asking questions- visitor from the village?	How has our school changed? Maps/photos	What jobs did people do in the village? Photos, census information
Art / DT Claude Monet- Chalk 	Art Day- Tuesday 22 nd April Laurie McCall- Photography and Landscapes- chalk pastels	Learn about Monet – share book and discuss different pictures. Art Gallery Display evening	Skill building- Chalk Designing and creating final piece Evaluation		
RE	Bank Holiday/World Art Day	Pre Vocab assessment Everyone is valuable Christian-Story of the Lost Sheep Jewish- Love thy neighbour Muslim- love your brother and sister as yourself	Baptism Explore infant baptism and dedication, finding out what the actions and symbols mean	Welcoming ceremonies Build on from last week- explore Jewish and Muslim ceremonies	Weddings Compare the promises made in a Christian wedding with the Jewish ketubah (wedding contract). Continue after half term
PE Locomotion- Dodging	To explore dodging and learn how to dodge.	To practise dodging techniques and apply in to games.	To apply knowledge of dodging to how, why and when in games.	To apply knowledge of dodging to how, why and when in games, working as a team.	To consolidate knowledge of dodging to how, why and when in games, working as a team.
PE Gymnastics- Pathways	To explore different pathways (zig-zag) creating movement that link together.	To explore different pathways (zig-zag) creating movement that link together on apparatus.	To explore different pathways (curved) creating movement that link together.	To explore different pathways (curved) creating movement that link together on apparatus.	To apply skills to create sequences of movement.
PSHE Yr 2 Responsibility	How can we look after our environment?	When someone is feeling left out.	When I feel like erupting.	Government	Harold saves for something special Harold goes camping
Music	Listen and Appraise and Learn to Sing- Friendship Song	Listen and Appraise- Count on me.	Listen and Appraise- We go together.	Listen and Appraise- You give a little love.	Listen and Appraise- That's what friends are for.

Friendship Song		Play your instrument- Recorders- Friendship Song.	Play your instrument- Recorders- Friendship Song.	Play your instrument and Compose- Recorders- Friendship Song.	Perform- Recorders- Friendship Song.
--------------------	--	---	---	---	---