






St Stephen Churchtown Academy



Medium Term Overview

Term: Summer 1 2023/2024

Class: Year 2- Fistral



	Week 1 Wb 15.4.24	Week 2 WB 22.4.24	Week 3 WB 29.4.24	Week 4 WB 6.5.24 Bank Holiday Monday	Week 5 WB 13.5.24	Week 6 WB 20.5.24
Reading	Lila and the Secret of Rain					
Writing	The Cloud Spinner (fiction)			Lighthouse Keeper's Lunch (non-fiction)		
Maths	Subtraction		Fractions	Money	Mass, capacity and temperature	
Science Scientists and Inventors from previous term	Rachel Carson- studied ocean habitats.	James Blyth- inventor of the mini wind turbine.	What do plants need to grow? What is inside a seed?	Life cycle of a plant Investigation- What do plants need to stay healthy?	Investigation- What do plants need to stay healthy?	How do plants grow in hot, cold or dry places?
Plants						
Computing Making Music from previous term	To use a computer to create a musical pattern.	To create music for a purpose. To review and refine our computer work.	To count and compare objects using tally charts. To know that objects can be represented by pictures.	To create a pictogram. To select objects by attributes and group them.	To group and sort people by attributes.	To present information using a computer.
Pictograms						
Geog/History Significant Explorers from previous term	To explore and discuss Neil Armstrong's achievements.	What is weather? Labelling countries in UK-	How does the weather change?	Where does my food come from?	What food comes from Cornwall?	What food comes from the rainforest?

<p>Does the weather affect my food? (Scotland/N.Ireland)</p>		<p>use weather map to show what the weather is like in those countries today.</p>	<p>Seasons- compare weather in different countries in UK at different times of the year.</p>	<p>Children to look at labels and match to different countries. What is the weather like in those countries?</p> <p>Where don't we get food from? Why?</p>	<p>Why do those foods grow well here?</p>	<p>Why do they grow well there?</p>
<p>Art/DT</p> <p>Collage- paper layering</p>		<p>Collage – Portraits Artist- Brianna McCarthy</p> <p>Patterns and texture, colour, collage techniques, cutting and sticking</p>				
<p>RE</p> <p>Who is Muslim and how do they live? (PART 2)</p>	<p>Post-assessment from last term to be completed.</p> <p>Pre-assessment- Look back through Floorbook at 'part 1'</p>	<p>Muhammad- the story of Bilal, the first muezzin We will retell the story of the slave Bilal who became the first muezzin.</p>	<p>Muhammad and the black stone. Children will learn how Muhammad used wisdom to help keep the peace.</p>	<p>The revelation of the Quran to Muhammad. We will talk about how the Quran was revealed to Muhammad and how Muslims treat the Quran with great respect.</p>	<p>Salah- the second pillar of faith This week we will explore the second pillar of faith, Salah, which follows after the Shahadah. How often do Muslims pray?</p>	<p>Place of worship- Mosque We will look through photos of the important features of a mosque and what function each part has.</p> <p>Post assessment</p>
<p>PE 1</p> <p>Locomotion- Dodging</p>	<p>To explore dodging and learn how to dodge effectively.</p>	<p>To develop dodging technique and apply to games.</p>	<p>To apply knowledge of how, where and why we dodge, in game situations. To learn the roles of attacking and defending.</p>	<p>To apply knowledge of how, where and why we dodge in game situations, working as a team.</p>	<p>To apply knowledge of how, where and why we dodge in game situations, working as a team.</p>	<p>To apply knowledge of how, where and why we dodge in game situations and in a competition.</p>
<p>PE 2</p> <p>Gymnastics- Pathways</p>	<p>To explore different pathways, creating movements (zigzag) that can</p>	<p>To explore different pathways, creating movements (zig zag) that can be</p>	<p>To explore different pathways, creating movements (curved) that can be linked together.</p>	<p>To explore different pathways, creating movements (curved) that can be linked together using apparatus.</p>	<p>To apply knowledge of movements to create sequences.</p>	<p>To perform completed sequences.</p>

	be linked together.	linked together using apparatus.				
PSHE Being my best	Harold saves for something special To understand that people have choices about what they do with their money. To know that money can be saved for a use at a future time. Harold saves for something special.	You can do it! To understand the learning process. To understand how to develop a positive attitude to support their wellbeing. Explain where they are on the learning line on a given activity.	My Day Choices we make and choices made for us. To discuss likes and dislikes. Consider whether choices made are healthy and unhealthy.	Harold's postcard-helping us to keep clean and healthy. To explain how germs can be spread. Can describe simple hygiene rules. Understand that vaccines can protect us.	Harold's bathroom Explain the importance of good dental hygiene and describe dental routines.	What does my body do? Name major internal body parts. Can describe how food, water and air get in to the body and blood.
Music Exploring improvisation	Listen and respond- Swing Time- The way you look tonight Learn to sing- The Music Man	Listen and respond/Learn to sing- Let's Sing Together				