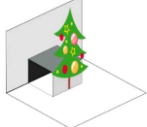
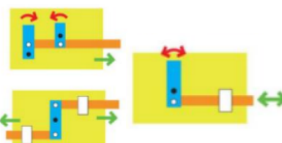








## Carlyon Bay Autumn 2 - Home Learning Outcomes



DT – Autumn 2	
Mechanisms: Levers and Linkages	
<b>Lever</b>  <p style="font-size: small;">1. Cut a slice off a small box. 2. Glue two slides to the paper. 3. Stick a picture to pop up on the front.</p>	<b>Linkage</b> 
Make a Christmas card with a lever. When it opens something pops up.	Create a picture with a moving part using a linkage mechanism



PSHE - Autumn 2	
Valuing Differences	
<b>Time to Talk</b> 	<b>My Community</b> 
Find someone you know and ask them questions about their favourite things.	Draw a community web. Draw yourself in the middle and around you draw pictures of all the communities you are part of.



Computing - Autumn 2	
Animation	
<b>Animations</b>	<b>Internet Safety</b>
Create a storyboard that you would use to make an animation on the ipad at school.	Make a poster showing some rules to stay safe on the internet.

PE – Autumn 2	
Dodgeball and Dance	
<b>Dodgeball</b> 	<b>Dance</b> 
Practise throwing a soft ball against an outside wall (with permission) and catching it again. How fast can you go?	Create a dance that depicts the weather. Is your dance stormy? Sunny? Rainy? Windy? Take pics for evidence and make a poster.

RE- Autumn 2	
Judaism	
<b>Quiz Time!</b> 	<b>Model Synagogue</b> 
Create a quiz based on what you have learnt about Judaism! (multiple choice, true or false, fill in the blanks)	Make a model of a synagogue in a shoe box.

Geography - Autumn 2	
Rainforests	
<b>Layers of the rainforest</b> 	<b>Palm oil</b> 
Make a creative poster showing each layer of the rainforest.	Create a leaflet informing people about the damaging effects on the rainforest because of using palm oil.

Science - Autumn 2	
Rocks	
<b>Fossils</b> 	<b>Fact Files</b> 
Research a dinosaur! <ul style="list-style-type: none"> <li>Draw a picture of what it would have looked like.</li> <li>Name of dinosaur</li> <li>Who discovered the fossils?</li> <li>Where were they discovered?</li> <li>What year discovered?</li> <li>What did the dinosaur eat?</li> <li>Three interesting facts about the dinosaur.</li> </ul>	Research a Palaeontologist <ul style="list-style-type: none"> <li>Picture</li> <li>Name</li> <li>Date of birth</li> <li>Place of birth</li> <li>Education</li> <li>Most important fossil discovery</li> <li>Interesting facts</li> </ul>

Music - Autumn 2	
Playing in a Band	
<b>Appraising Music</b> 	<b>Research</b> 
Listen to your favourite song. Can you find the pulse by tapping your knee.	Research your favourite band and make a factfile about them.

Spanish - Autumn 2	
My Body	
<b>Parts of the body</b> 	
Make a poster showing parts of the body labelled in Spanish.	